

SSP6A-130-G



Slimline Series Surge Protectors

Novaris slimline surge protection devices (SPDs) provide surge protection for most twisted pair signaling schemes.

Load Current Up to 6A

The SSP6A series surge protectors complement the SL range for applications of load currents up to 6A. Typical applications may include power supplies, digital outputs and other low voltage requirements up to 6A.

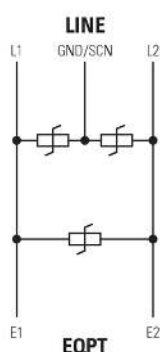
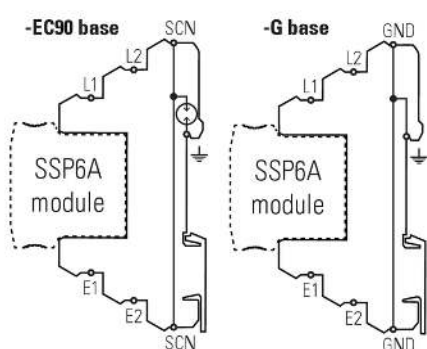
Two Different Earthing Options

With two different base options the SSP6A protectors offer either direct earthing via DIN rail, for the most effective, low impedance earth connection (-G base) or a connection via GDT to the DIN rail, offering isolation under normal conditions and equipotential bonding during a surge (-EC90 base).

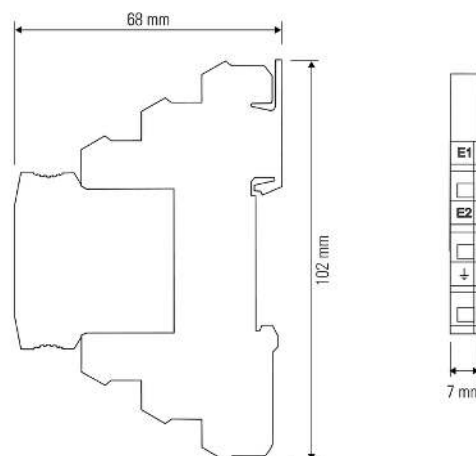
Slimline Pluggable Modules

The plug-in design provides simple and rapid replacement and testing - no rewiring needed. This also provides a convenient method of field equipment isolation if required.

Wiring



Dimensions



Standards






IEC 61643-21
AS/NZS 1768
UL 1499 & UL 497B
ITU-T K.44
AS/CA S008
AS/NZS 4117

SPD connected to telecommunications and signalling networks - Cat C2
Signalling/Telecommunications surge protection
Protectors for data communications and fire-alarm circuits
Resistibility tests for telecommunication equipment exposed to overvoltages and overcurrents
Requirements for Customer Cabling Products
Surge Protective Devices for Telecommunications Applications














Product Datasheet

Specifications

Electrical Specifications

Connection type		Series
Number of lines		1 pair
Modes of protection		Transverse and Common
Maximum continuous voltage (DC)	U_c	170V
Maximum continuous voltage (AC)	U_c	130V
Maximum discharge current (8/20 μ s)	I_{max}	1.8kA
Maximum common mode discharge current (8/20 μ s)		3.6kA
Impulse durability C2 10x8/20 μ s		1kA
Maximum load current	I_L	6A
AC durability 5x1s		1A rms
Overstressed fault mode		Mode 3
Response time	t_A	<5ns
Line resistance		0.02 Ω
Insertion loss @ 150 Ω		<0.5dB @ <20kHz
3 dB Frequency @ 150 Ω		80kHz

Mechanical Specifications

Minimum operating temperature		-40°C
Maximum operating temperature		70°C
Minimum operating humidity		5%
Maximum operating humidity		95%
Mounting method		TS35 DIN Rail
Environmental rating		IP20
Enclosure material		Polycarbonate
Enclosure finish		Black
Terminal type		Screw cage
Terminal capacity		2.5mm ²
Terminal screw torque		0.5Nm
Earthing		Direct
Length		102mm
Width		7mm
Height		68mm
Dimensional tolerance		0.5mm

Electrical (L-L) Specifications

Voltage protection level @ 1 kV/ μ s	U_p	450V
Voltage protection level @ 100 V/ s		220V
Capacitance	\pm	16nF

Other Specifications

Product Code		SSP6A-130-G
--------------	---	-------------

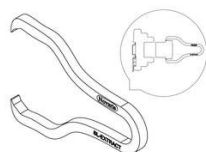
Electrical (L-PE) Specifications

Voltage protection level @ 1 kV/ μ s	U_p	450V
Voltage protection level @ 100 V/ s		220V
Capacitance	\pm	20nF

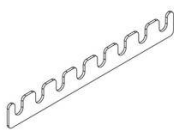
Shipping Specifications

Weight		35g
Customs tariff		85363000, 85363010

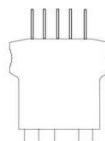
Accessories



SL-EXTRACT



SL-COMB



SL-TEST



SL-DRIVER

For additional information please refer the SL Accessories Catalogue , No. 0004-D14V1