

SSP1-16-15-275



SSP1 Series Surge Protectors

The Novaris SSP1 range of surge protectors are designed to provide economic protection to AC power circuits where the neutral conductor is earthed in the distribution system. They are in a two port series configuration with load currents up to 63A and with differing levels of surge current rating. They are suitable for the typical 230/240V AC supplies whether TN-C-S or TT configuration and provide all mode protection for where the neutral earth point might be some distance from the SPD.

Compact Design

Their compact design makes them an ideal choice for space restricted applications.

All Mode Protection

Protection is provided for all combinations of lines (L-N, L-PE, N-PE) ensuring the maximum level of protection is achieved at all times.

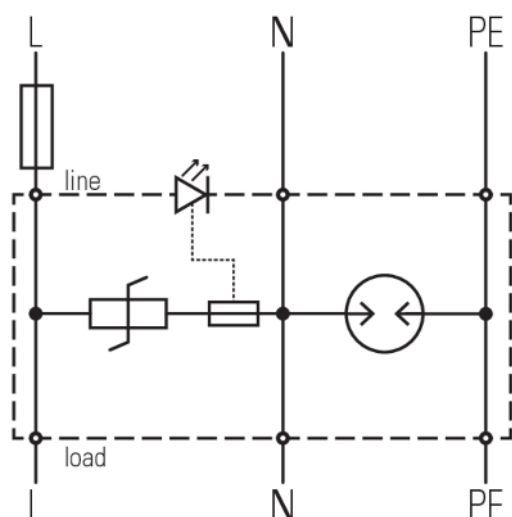
Safe Metal Enclosure

Novaris surge protection products are housed in safe, all metal enclosures. In the event of a prolonged overvoltage they will not catch fire or explode.

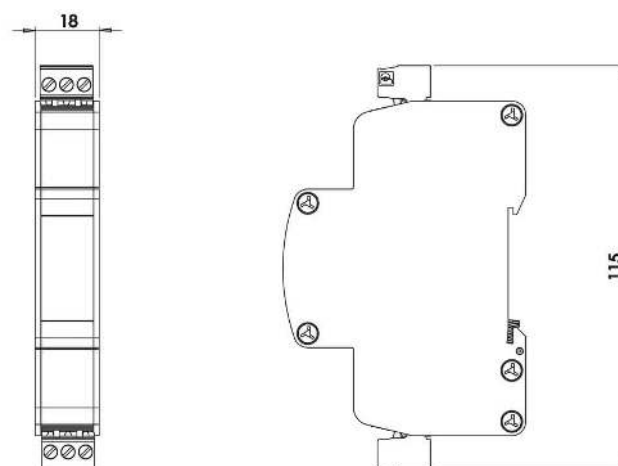
Installation Independent Performance

Series surge protectors house the shunt (parallel) connection of the protection components internally within the device. This reduces the connection impedance to a minimum to guarantee optimal performance in all installations.

Wiring



Dimensions







Standards

IEC 61643-11
AS/NZS 1768
UL 1449
IEEE 62.41.2

SPD connected to low-voltage power systems - Type 2 + 3
A.C. power system SPD - Cat C, B, A
Low voltage SPD - Type 2, Type 3
Low voltage SPD - Cat B, Cat C

Product Datasheet

Electrical Specifications

Connection type		Series
Modes of protection		L-N, L-PE, N-PE
Number of ports		2
Number of phases		1
Location		Indoor
Nominal voltage	U_0	230VAC
Short circuit withstand level	I_{SSCR}	10kA
Maximum backup fuse		16A
Earth leakage current	I_{PE}	<10 μ A

Electrical (L-N) Specifications

Maximum load current	I_L	16A
Maximum continuous voltage AC	U_c	275VAC
Maximum discharge current (8/20 μ s)	I_{max}	15kA
Nominal discharge current (8/20 μ s)	I_n	5kA
Voltage protection level (3kA 8/20 μ s)	U_p	<800V
Voltage protection level (In)	U_p	<1000V
Response time	t_A	<5ns
Voltage withstand (5s)	U_T	335V











Electrical (N-PE) Specifications

Maximum continuous voltage	U_c	255VAC
Maximum discharge current (8/20 μ s)	I_{max}	25kA
Nominal discharge current (8/20 μ s)	I_n	10kA
Voltage protection level (1kV/ μ s)	U_p	<1000V
Voltage protection level (3kA 8/20 μ s)	U_p	<1200V
Response time	t_A	<100ns
Voltage withstand (200ms)	U_T	1200V
Follow current interrupt rating	I_{fi}	100A

Indication Specifications

Display  LED status

Mechanical Specifications

Minimum operating temperature		-40°C
Maximum operating temperature		70°C
Minimum operating humidity		5%
Maximum operating humidity		95%
Mounting method		TS35 DIN Rail
Environmental rating		IP20
Enclosure material		Aluminium
Enclosure finish		Black powdercoat
Terminal capacity - power		2.5mm ²
Terminal screw torque - power		0.5Nm
Length		115mm
Width		18mm
Height		69mm

Other Specifications

Product Code  SSP1-16-15-275

Shipping Specifications

Weight		150g
Customs tariff		85363000, 85363010