

## SL4-68



## High Energy Signal Line Protection

The Novaris SL4 range provides 20kA high energy surge protection for two balanced pair signaling circuits with line currents up to 500mA

## Multistage protection

In the event of excessive surge current, a fuse will rupture, protecting the earth from short-circuit.

## Multistage protection

Following the primary GDT is a series coordinating impedance followed by a high-speed clamping diode circuit providing a safe voltage protection level for the connected equipment.

## Pluggable design

The protection circuitry is contained within a removable top module. This pluggable design allows for easy removal and replacement. Reliable gold-plated connectors are used between top and base modules.

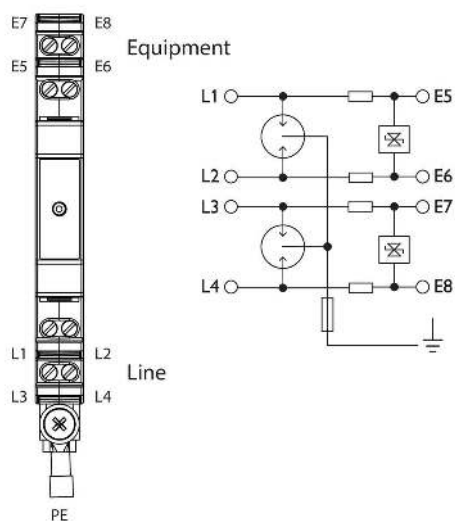
## Earthing

The SL4 range utilizes a base which can be locked to the DIN rail by a screw that also provides an earth termination.

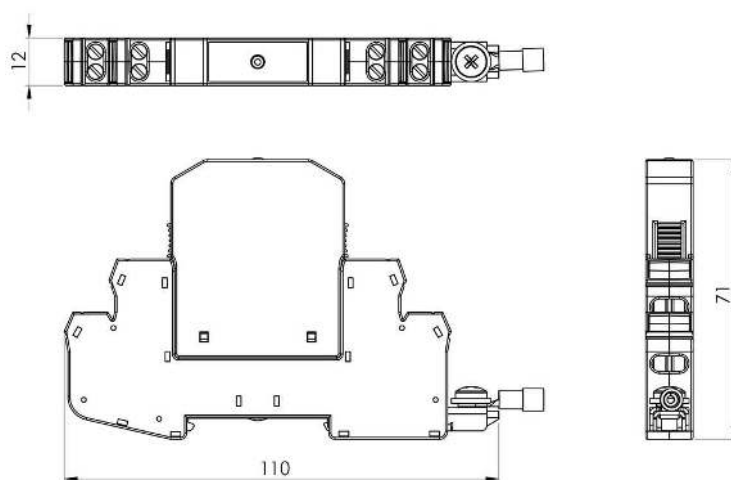
## Failsafe design

In the event of excessive surge current, a fuse will rupture, preventing a short circuit to earth. The red indicating flag on the module will be activated.

## Wiring



## Dimensions








## Standards

IEC 61643-21  
AS/NZS 1768  
UL497, A, B  
AS/NZS4117  
AS7708

SPD connected to telecommunications and signaling networks – Cat C2, D1  
Lightning Protection  
Protectors for telecommunications, data and fire alarm circuits  
Surge protective devices for telecommunications applications  
Signals earthing and surge protection

## Product Datasheet

## Electrical Specifications

Connection type		Series
Number of lines		2 pair
Modes of protection		Transverse & Common
Maximum continuous voltage (DC)	$U_c$	65V
Maximum continuous voltage (AC)	$U_c$	46V
Maximum discharge current (8/20 $\mu$ s)	$I_{max}$	10kA
Maximum common mode discharge current (8/20 $\mu$ s)		20kA
Maximum discharge current (10/350 $\mu$ s)		2.5kA
Maximum common mode discharge current (10/350 $\mu$ s)	$I_{imp}$	5kA
Impulse durability C2 10x8/20 $\mu$ s		10kA
Impulse durability D1 2x10/350 $\mu$ s		5kA
Maximum load current	$I_L$	500mA
AC durability 5x1s		1Arms
Overstressed fault mode		Mode 3
Response time	$t_A$	<5ns
Line resistance		3.9 $\Omega$
Insertion loss @ 150 $\Omega$		<0.5dB @ <1MHz
3 dB Frequency @ 150 $\Omega$		60MHz

## Shipping Specifications

Weight		55g
Customs tariff		85363000













## Electrical (L-L) Specifications

Voltage protection level @ 1 kV/ $\mu$ s	$U_p$	80V
Voltage protection level @ 3 kA 8/20 $\mu$ s	$U_p$	80V
Voltage protection level @ 100 V/ s		72V
Capacitance	$\pm$	32pF

## Electrical (L-PE) Specifications

Voltage protection level @ 1 kV/ $\mu$ s	$U_p$	350V
Voltage protection level @ 3 kA 8/20 $\mu$ s	$U_p$	600V
Voltage protection level @ 100 V/ s		230V
Capacitance	$\pm$	2pF

## Mechanical Specifications

Minimum operating temperature		-40°C
Maximum operating temperature		70°C
Minimum operating humidity		5%
Maximum operating humidity		95%
Mounting method		TS35 DIN Rail
Environmental rating		IP20
Enclosure material		Polycarbonate
Terminal type		Screw cage
Terminal capacity		2.5mm <sup>2</sup>
Terminal screw torque		0.5Nm
Earthing		Direct
Length		110mm
Width		12mm
Height		71mm

## Other Specifications

Product Code		SL4-68
--------------	---	--------