

SL2-18-EC90



High Energy Signal Line Protection

The Novaris SL2...-EC90 range provides 20kA high energy surge protection for balanced pair signaling circuits with line currents up to 500mA.

Multistage protection

Following the primary GDT is a series coordinating impedance followed by a high-speed clamping diode circuit providing a safe voltage protection level for the connected equipment.

Pluggable design

The protection circuitry is contained within a removable top module. This pluggable design allows for easy removal and replacement. Reliable gold-plated connectors are used between top and base modules.

Earthing

The SL2...-EC90 range utilizes a base which can be locked to the DIN rail by a screw that also provides an earth termination. The -EC90 gas discharge tube located in the top module allows screened cable to be protected without the screen being directly earthed, thereby avoiding noise caused by "earth loops".

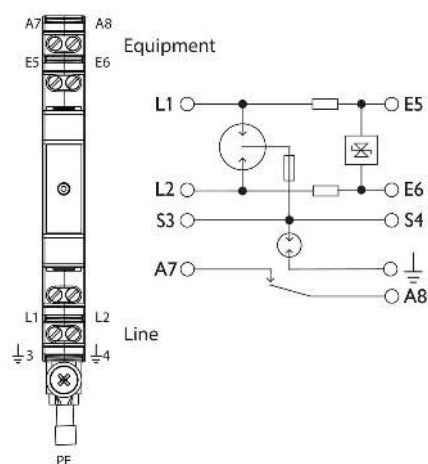
Failsafe design

In the event of excessive surge current, a fuse will rupture, preventing a short circuit to earth.

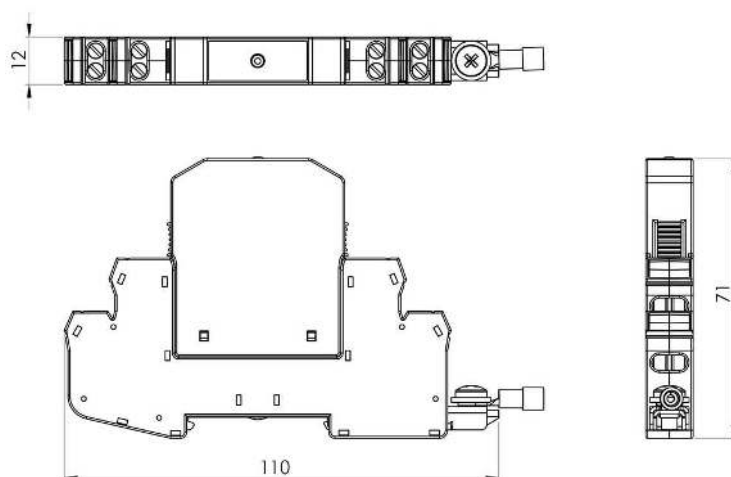
Indication and alarm

In the event of a failure a red indicating flag on the module will be activated. A normally closed alarm contact will open providing a means for remote condition monitoring.

Wiring



Dimensions








Standards

IEC 61643-21
AS/NZS 1768
UL497, A, B
AS/NZS4117
AS7708

SPD connected to telecommunications and signaling networks – Cat C2, D1
Lightning Protection
Protectors for telecommunications, data and fire alarm circuits
Surge protective devices for telecommunications applications
Signals earthing and surge protection

Product Datasheet

Electrical Specifications

Connection type		Series
Number of lines		1 pair
Modes of protection		Transverse & Common
Maximum continuous voltage (DC)	U_c	16V
Maximum continuous voltage (AC)	U_c	11V
Maximum discharge current (8/20 μ s)	I_{max}	10kA
Maximum common mode discharge current (8/20 μ s)		20kA
Maximum discharge current (10/350 μ s)		2.5kA
Maximum common mode discharge current (10/350 μ s)	I_{imp}	5kA
Impulse durability C2 10x8/20 μ s		10kA
Impulse durability D1 2x10/350 μ s		5kA
Maximum load current	I_L	500mA
AC durability 5x1s		1Arms
Overstressed fault mode		Mode 3
Response time	t_A	<5ns
Line resistance		3.9 Ω
Insertion loss @ 150 Ω		<0.5dB @ <70kHz
3 dB Frequency @ 150 Ω		60MHz



Electrical (L-L) Specifications

Voltage protection level @ 1 kV/ μ s	U_p	25V
Voltage protection level @ 3 kA 8/20 μ s	U_p	25V
Voltage protection level @ 100 V/ s		20V
Capacitance	- +	32pF













Electrical (L-PE) Specifications

Voltage protection level @ 1 kV/ μ s	U_p	350V
Voltage protection level @ 3 kA 8/20 μ s	U_p	600V
Voltage protection level @ 100 V/ s		230V
Capacitance	- +	2pF

Indication Specifications

Alarm		Impulse overload current and thermal
Alarm isolation		100V

Mechanical Specifications

Minimum operating temperature		-40°C
Maximum operating temperature		70°C
Minimum operating humidity		5%
Maximum operating humidity		95%
Mounting method		TS35 DIN Rail
Environmental rating		IP20
Enclosure material		Polycarbonate
Terminal type		Screw cage
Terminal capacity		2.5mm ²
Terminal screw torque		0.5Nm
Terminal labels		Klemsan 505850 DB 5
Earthing		90V isolation
Length		110mm
Width		12mm
Height		71mm
Dimensional tolerance		0.5mm

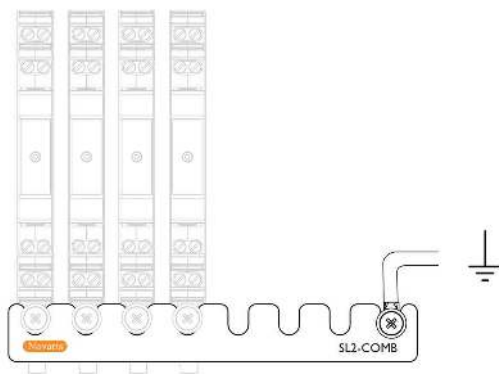
Other Specifications

Product Code		SL2-18-EC90
--------------	---	-------------

Shipping Specifications

Weight		70g
Customs tariff		85363000, 85363010

Earth Comb Option



Earth comb sold separately

G Rail Mounting Clip Option (-G)

