

SFM3-40-50-275

**Medium Current Filters**

Novaris SFM filters provide the highest level of protection with the lowest let through voltage. Installation at a main switch board will protect all the connected downstream equipment.

Percentage Active Display

A digital display confirms the device rating by displaying the percentage active of the redundant segments. The display indicates segment status and thermal overload.

Three Stages of Protection

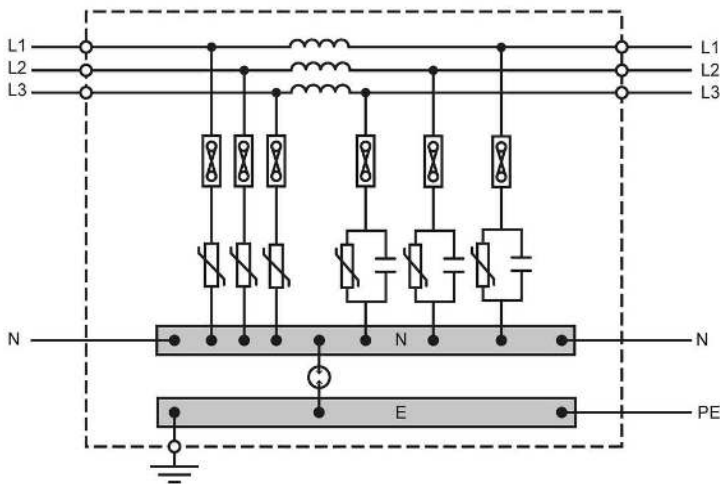
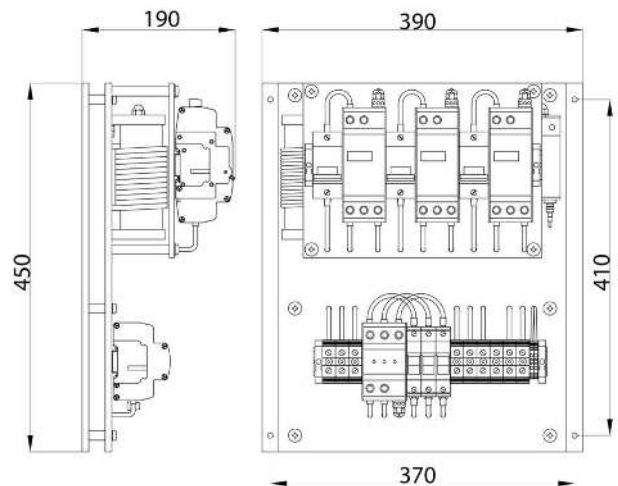
Novaris surge filters have 2 stages of varistor protection separated by a low pass LC filter. This 3 stage combination reduces the effects of high frequency noise and transients to provide the highest level of protection to sensitive loads.

All Mode Protection

Protection is provided for all combinations of lines (L-L, L-N, L-E, N-E) ensuring the maximum level of protection is achieved at all times.

Active Alarm

Fail-safe alarm contact allows for remote monitoring.





Wiring**Dimensions****Standards**

IEC 61643-11:2011
AS/NZS 1768:2007

SPD connected to low-voltage power systems - Type 1+2
A.C. power system SPD - Cat C, B

Product Datasheet




Electrical Specifications

Connection type		Series
Modes of protection		L-N, L-PE, N-PE
Number of ports		2
Number of phases		3
Location		Indoor
Nominal voltage	U_0	230VAC
Short circuit withstand level	I_{SSCR}	25kA
Maximum backup fuse		40A
Earth leakage current	I_{PE}	<1 μ A














Electrical (L-N) Specifications

Maximum load current	I_L	40A
Maximum continuous voltage AC	U_c	275VAC
Maximum voltage drop (% of U_0)		<1%
3dB frequency @ 50 Ω		370Hz
Maximum discharge current (8/20 μ s)	I_{max}	50kA
Nominal discharge current (8/20 μ s)	I_n	20kA
Lightning impulse current (10/350 μ s)	I_{imp}	6.25kA
Voltage protection level (3kA 8/20 μ s)	U_p	450V
Response time	t_A	Instantaneous

Indication Specifications

Alarm contact current		2A
Display		LED power and thermal failure
Alarm		SPST NC power and thermal failure
Alarm isolation		4kV

Mechanical Specifications

Minimum operating temperature		-40°C
Maximum operating temperature		70°C
Minimum operating humidity		5%
Maximum operating humidity		95%
Mounting method		Panel
Environmental rating		IP20
Terminal capacity - power		35mm ²
Terminal screw torque - power		1Nm
Terminal capacity - alarms		2.5mm ²
Terminal screw torque - alarms		0.5Nm
Length		450mm
Width		390mm
Height		190mm

Other Specifications

Product Code		SFM3-40-50-275
--------------	---	----------------

Shipping Specifications

Weight		24kg
--------	---	------