

SFH3-2000-200-275

**High Current Filter**

Novaris SFH three phase filters provide the highest level of protection with the lowest let through voltage. Installation at a main switch board will protect all the connected downstream equipment.

Percentage Active Display

A digital display confirms the device rating by displaying the percentage active of the redundant segments. The display indicates segment status and thermal overload.

Three Stages of Protection

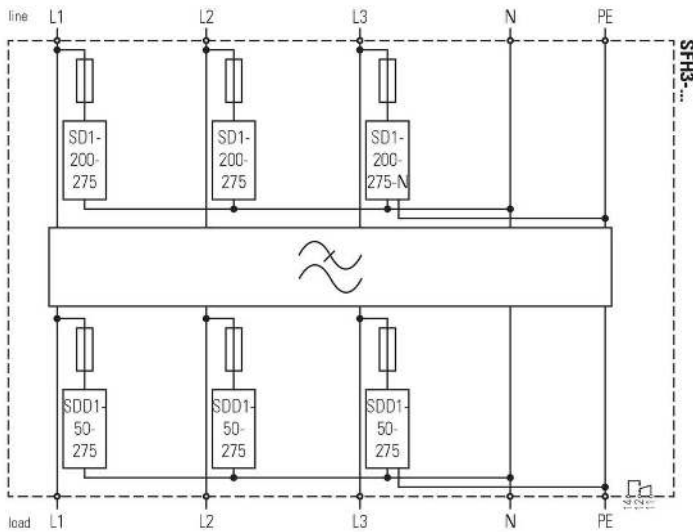
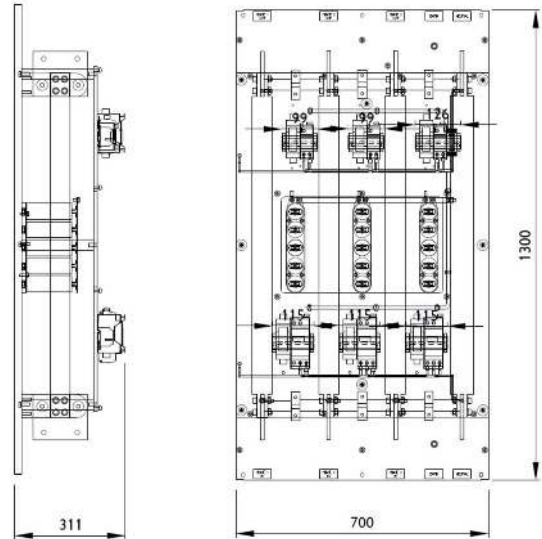
Novaris surge filters have 2 stages of varistor protection separated by a low pass LC filter. This 3 stage combination reduces the effects of high frequency noise and transients to provide the highest level of protection to sensitive loads.

All Mode Protection

Protection is provided for all combinations of lines (L-L, L-N, L-E, N-E) ensuring the maximum level of protection is achieved at all times.

Active Alarm

Fail-safe alarm contact allows for remote monitoring.





Wiring**Dimensions****Standards**

IEC 61643-11
AS/NZS 1768

SPD connected to low-voltage power systems - Type 1+2
A.C. power system SPD - Cat C, B

Product Datasheet

Electrical Specifications

Connection type		Series
Modes of protection		L-N, L-PE, N-PE
Number of ports		2
Number of phases		3
Location		Indoor
Nominal voltage	U_0	230VAC
Short circuit withstand level	I_{SSCR}	50kA
Maximum backup fuse		2000A




Electrical (L-N) Specifications

Maximum load current	I_L	2000A
Maximum continuous voltage AC	U_c	275VAC
Maximum voltage drop (% of U_0)		<1%
3dB frequency @ 50Ω		80Hz
Maximum discharge current (8/20 μs)	I_{max}	200kA
Nominal discharge current (8/20 μs)	I_n	80kA
Lightning impulse current (10/350 μs)	I_{imp}	25kA
Voltage protection level (3kA 8/20μs)	U_p	<360V














Electrical (N-PE) Specifications

Maximum continuous voltage	U_c	255VAC
Maximum discharge current (8/20 μs)	I_{max}	150kA
Lightning impulse current (10/350 μs)	I_{imp}	100kA
Nominal discharge current (8/20 μs)	I_n	100kA
Voltage protection level (1kV/μs)	U_p	<1000V

Indication Specifications

Alarm contact voltage		230VAC
Alarm contact current		2A
Display		LED power and thermal failure
Alarm		SPDT power and thermal failure
Alarm isolation		4kV

Mechanical Specifications

Minimum operating temperature		-40°C
Maximum operating temperature		70°C
Minimum operating humidity		5%
Maximum operating humidity		95%
Mounting method		Panel
Environmental rating		IP20
Terminal capacity - power		16mm²
Terminal screw torque - power		2Nm
Terminal capacity - alarms		2.5mm²
Terminal screw torque - alarms		0.5Nm
Length		311mm
Width		700mm
Height		1300mm

Other Specifications

Product Code		SFH3-2000-200-275
--------------	---	-------------------