

SD1-200-275-N

**MULTIMOV Surge Diverters**

Use SD - MULTIMOV high energy surge diverters for point of entry protection at main switchboards. Models are available for all wiring systems worldwide.

All Mode Protection

Models containing N-E protection (-N versions) feature all mode protection. Protection is provided for all combinations of lines (L-L, L-N, L-E, N-E) ensuring the maximum level of protection is achieved at all times.

Redundant Segments

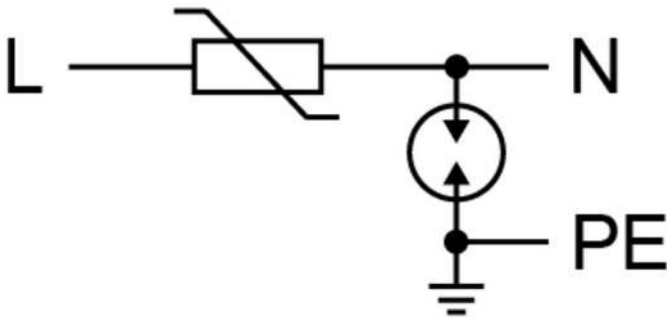
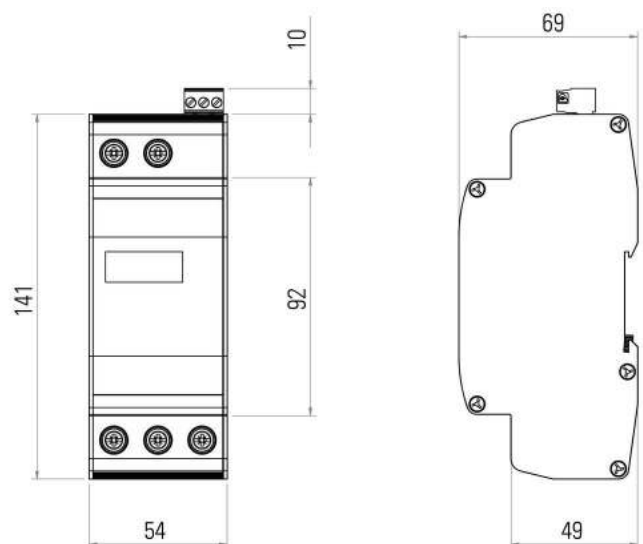
MULTIMOV surge diverters feature a parallel redundant arrangement of high energy metal oxide varistors (MOVs), thus promoting long life and exceptional surge handling capacity. In the event of a varistor failure the remaining segments continue to provide protection.

Active Monitoring

A digital display confirms the device rating by displaying the percentage active of the redundant segments. The display indicates segment status and thermal overload. A failsafe alarm contact allows for remote monitoring.

Safe Metal Enclosure

Novaris power protection products are housed in safe, all metal enclosures. In the event of a prolonged overvoltage they will not catch fire or explode.





Wiring**Dimensions****Standards**

IEC 61643-11:2011
AS1768
UL 1449 3rd edition
IEEE 62.41.2:2002

SPD connected to low-voltage power systems - Type 1+2
A.C. power system SPD - Cat C, B
Low voltage SPD - Type 2
Low voltage SPD - Cat B

Product Datasheet

Electrical Specifications

| | | |
|-------------------------------|---|-------------|
| Connection type |  | Shunt |
| Modes of protection |  | L-N, N-PE |
| Number of ports | | 1 |
| Number of phases |  | 1 |
| Location | | Indoor |
| Nominal voltage | U_0 | 230VAC |
| Short circuit withstand level | I_{SSCR} | 50kA |
| Maximum backup fuse |  | 100A |
| Recommended SCB | | SCB1-3-25 |
| Earth leakage current | I_{PE} | <10 μ A |

Electrical (L-N) Specifications

| | | |
|---|-----------|--------|
| Maximum continuous voltage AC | U_C | 275VAC |
| Maximum discharge current (8/20 μ s) | I_{max} | 200kA |
| Nominal discharge current (8/20 μ s) | I_n | 80kA |
| Lightning impulse current (10/350 μ s) | I_{imp} | 25kA |
| Voltage protection level (3kA 8/20 μ s) | U_p | <700V |
| Voltage protection level (In) | U_p | <1700V |
| Response time | t_A | <25ns |
| Voltage withstand (5s) | U_T | 335V |
















Electrical (N-PE) Specifications

| | | |
|--|-----------|--------|
| Maximum continuous voltage | U_C | 255VAC |
| Maximum discharge current (8/20 μ s) | I_{max} | 150kA |
| Lightning impulse current (10/350 μ s) | I_{imp} | 30kA |
| Nominal discharge current (8/20 μ s) | I_n | 100kA |
| Voltage protection level (1kV/ μ s) | U_p | <1200V |
| Voltage protection level (In) | U_p | <1800V |
| Response time | t_A | <100ns |
| Voltage withstand (200ms) | U_T | 1200V |
| Follow current interrupt rating | I_{fi} | 100A |

Indication Specifications

| | | |
|-----------------|---|--------------------------------|
| Display |  | Digital display of % active |
| Alarm |  | SPDT power and thermal failure |
| Alarm isolation |  | 4kV |

Mechanical Specifications

| | | |
|--------------------------------|---|--------------------|
| Minimum operating temperature |  | -40°C |
| Maximum operating temperature |  | 70°C |
| Minimum operating humidity |  | 5% |
| Maximum operating humidity |  | 95% |
| Mounting method |  | TS35 DIN Rail |
| Environmental rating |  | IP20 |
| Enclosure material |  | Aluminium |
| Enclosure finish |  | Black powdercoat |
| Terminal capacity - power |  | 16mm ² |
| Terminal screw torque - power |  | 2Nm |
| Terminal capacity - alarms |  | 2.5mm ² |
| Terminal screw torque - alarms |  | 0.5Nm |
| Length |  | 141mm |
| Width |  | 54mm |
| Height |  | 69mm |

Other Specifications

| | | |
|--------------|---|---------------|
| Product Code |  | SD1-200-275-N |
|--------------|---|---------------|

Shipping Specifications

| | | |
|----------------|---|--------------------|
| Weight |  | 565g |
| Customs tariff |  | 85363000, 85363010 |

Optional Mounting Kit

SD1-xxx-xxx-M, Metal Enclosure

