

RJ45-8CAT6

Local Area Network Protectors

Novaris network protection products are specifically designed for the protection of twisted pair Ethernet systems with a combination of rugged and fine grain protection elements.

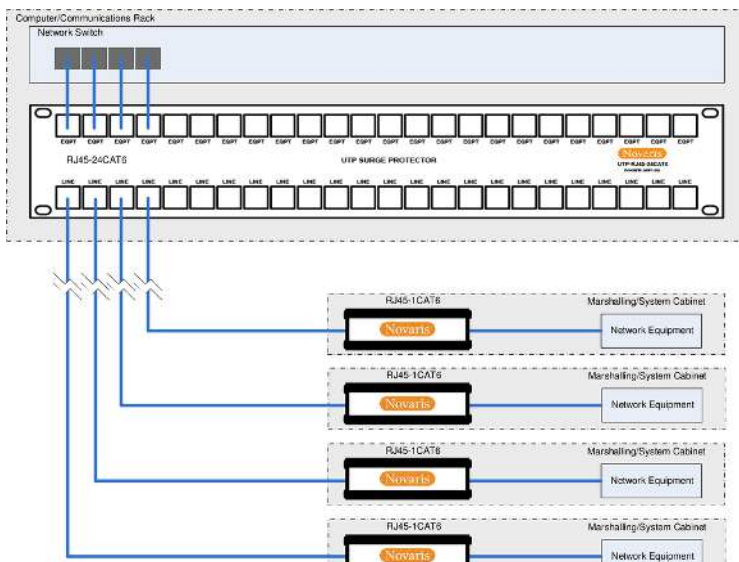
10kA Front End Protection & Low Impedance Secondary Protection. The RJ45-CAT6 protection products employ a 10kA Gas Discharge Tube per signal pair to dissipate the energy associated with large common mode surges. The silicon based secondary protection element used on each signal pair provides exceptional protection for your equipment whilst allowing network speeds up to Gigabit/1000BaseT.

PoE, PoE+, High Power PoE and beyond. The Novaris RJ45-CAT6 protection devices are designed to be compatible with PoE and handle up to 1 A of current per signal pair at up to 80VDC. This combination allows for Gigabit PoE systems with 4 pair power up to an outstanding 160W.

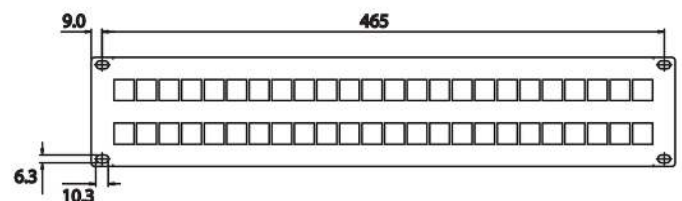
UTP and STP cabling compatible. Novaris network protection products utilise shield pass through connectors and metal bodies to allow for uninterrupted shielded network spans. The RJ45-1CAT6-EC90 option is necessary for earth isolation at the remote end of a network. This prevents current loops from appearing on the network shield.



Wiring



Dimensions



Standards







IEC 61643-21:2012
AS/NZS 1768:2007
UL 497B
ITU-T K.44: 2012
AS/CA S008:2010
AS/NZS 4117:1999
AS/CA S009:2013

SPD connected to telecommunications and signalling networks - Cat C2, D1
Signalling/Telecommunications surge protection
Protectors for data communications and fire-alarm circuits
Resistibility tests for telecommunication equipment exposed to overvoltages and overcurrents
Requirements for Customer Cabling Products
Surge Protective Devices for Telecommunications Applications
Installation requirements for customer cabling (Wiring rules)

Technical Information Sheet

Specifications

Electrical Specifications

Connection type		Series
Number of lines		8 x RJ45 / 4 pairs & shield
Modes of protection		Transverse and Common
Maximum continuous voltage (DC)	U_c	6V
Maximum PoE voltage		80VDC
Maximum continuous voltage (AC)	U_c	4V
Maximum discharge current (8/20 μ s)	I_{max}	5kA
Maximum common mode discharge current (8/20 μ s)		10kA
Maximum discharge current (10/350 μ s)		1kA
Maximum common mode discharge current (10/350 μ s)	I_{imp}	2kA
Impulse durability C2 10x8/20 μ s		1.5kA
Impulse durability D1 2x10/350 μ s		0.5kA
Maximum load current	I_L	1A
AC durability 5x1s		1Arms
Overstressed fault mode		Mode 3
Response time	t_A	<5ns
Line resistance		0.1 Ω
Line inductance		0.2 μ H
Insertion loss @ 150 Ω		-
3 dB Frequency @ 150 Ω		250MHz
Attenuation @220MHz		1.7dB
NEXT @250 MHz		35.8dB
Return Loss @ 250MHz		11.2dB














Electrical (L-L) Specifications

Voltage protection level @ 1 kV/ μ s	U_p	20V
Voltage protection level @ 3 kA 8/20 μ s	U_p	9V
Voltage protection level @ 100 V/ s		350V
Capacitance	- +	8pF

Electrical (L-PE) Specifications

Voltage protection level @ 1 kV/ μ s	U_p	350V
L-PE Voltage protection level @ 1.5 kA 8/20 μ s		500V
Voltage protection level @ 3 kA 8/20 μ s	U_p	-
Voltage protection level @ 100 V/ s		230V
Capacitance	- +	1.5pF

Mechanical Specifications

Minimum operating temperature		-40°C
Maximum operating temperature		70°C
Minimum operating humidity		5%
Maximum operating humidity		95%
Mounting method		Rack mount
Environmental rating		IP20
Enclosure material		Steel
Enclosure finish		Black powdercoat
Terminal type		RJ45 Socket
Terminal capacity		-
Terminal screw torque		-
Earthing		Earth terminal
Length		483mm
Width		20mm
Height		88mm

Other Specifications

Product Code  RJ45-8CAT6

Shipping Specifications

Weight		1.85kg
Customs tariff		85363000