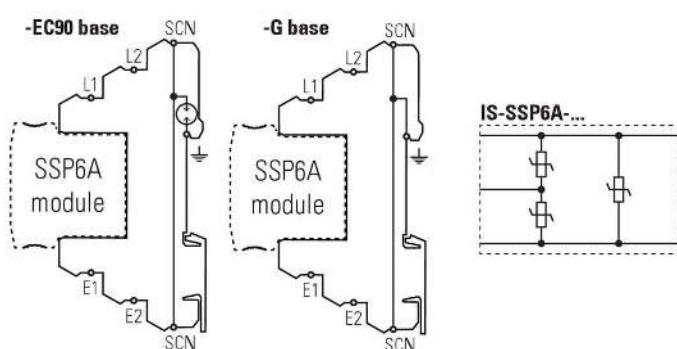


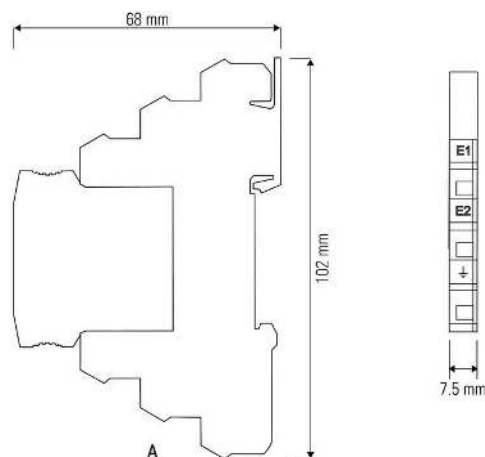
IS-SSP6A-38-G



Wiring



Dimensions



Intrinsically Safe Protectors

The IS-SSP6A intrinsically safe series surge protectors complement the IS-SL range for applications of load currents up to 6A. Typical applications may include power supplies, digital outputs and other low voltage requirements up to 6A.

IEC Ex and ATEX certified

Novaris 'IS-' products have been certified intrinsically safe according to IEC Ex and ATEX; the group IIC T4 certification makes it acceptable for use with all gas/ air mixtures.

Two different earthing options

With two different base options the SL protectors offer either direct earthing via Din rail, for the most effective, low impedance earth connection (-G base) or a connection via GDT to the DIN rail, offering isolation under normal conditions and equipotential bonding during a surge (-EC90 base).

Slimline pluggable modules

The plug-in design provides simple and rapid replacement and testing - no rewiring needed. This also provides a convenient method of field equipment isolation if required.

Standards

Directive 94/9/EC	Equipment and protective systems intended for use in potentially explosive atmospheres
IEC 60079-0	Explosive atmospheres - Part 0: Equipment - General requirements
IEC 60079-11	Explosive atmospheres - Part 11: Equipment protection by intrinsic safety 'i'
IEC 61643-21:2012	SPD connected to telecommunications and signalling networks - Cat C2
AS/NZS 1768:2007	Signalling/Telecommunications surge protection
UL 1449 3rd edition & UL 497B	Protectors for data communications and fire-alarm circuits
ITU-T K.44: 2012	Resistibility tests for telecommunication equipment exposed to overvoltages and overcurrents

Product Datasheet






Accreditations Specifications

TÜV 14 ATEX 7569 X	II 1 G Ex ia IIC T4 Ga
IECEX ITA 14.0011X	Ex ia IIC T4

Other Specifications

Product Code  IS-SSP6A-38-G

Electrical Specifications

Connection type		Series
Number of lines		1 pair
Modes of protection		Transverse and Common
Maximum continuous voltage (DC)	U_c	38V
Maximum continuous voltage (AC)	U_c	30V
Maximum discharge current (8/20 μ s)	I_{max}	4.8kA
Maximum common mode discharge current (8/20 μ s)		9.6kA
Impulse durability C2 10x8/20 μ s		2.5kA
Maximum load current	I_L	6A
AC durability 5x1s		1Arms
Overstressed fault mode		Mode 3
Response time	t_A	<5ns
Line resistance		0.02 Ω
Insertion loss @ 150 Ω		<0.5dB @ <20kHz
3 dB Frequency @ 150 Ω		80kHz














Electrical (L-L) Specifications

Voltage protection level @ 1 kV/ μ s	U_p	75V
Voltage protection level @ 3 kA 8/20 μ s	U_p	105V
Voltage protection level @ 100 V/ s		55V
Capacitance	- +	16nF

Electrical (L-PE) Specifications

Voltage protection level @ 1 kV/ μ s	U_p	75V
Voltage protection level @ 3 kA 8/20 μ s	U_p	105V
Voltage protection level @ 100 V/ s		55V
Capacitance	- +	16nF

Mechanical Specifications

Minimum operating temperature		-20°C
Maximum operating temperature		40°C
Minimum operating humidity		5%
Maximum operating humidity		95%
Mounting method		TS35 DIN Rail
Environmental rating		IP20
Enclosure material		Polycarbonate UL 94 V-0
Enclosure finish		Blue
Terminal type		Cage clamp
Terminal capacity		2.5mm ²
Terminal screw torque		0.5Nm
Earthing		Direct
Length		102mm
Width		7mm
Height		68mm

Safety Specifications

Max. input voltage	30V
Max. input power	2.2W
Capacitance	0
Inductance	0

Shipping Specifications

Weight		35g
Customs tariff		85363000