





Product Datasheet

Electrical Specifications

Connection type		Series
Modes of protection		L-L, L-PE
Number of ports		2
Number of phases		2
Location		Indoor
Nominal voltage	U_0	230VAC
Maximum backup fuse		20A

Shipping Specifications

Weight		950g
Customs tariff		85354010




Electrical (L-L) Specifications

Maximum load current		20A
Maximum continuous voltage AC	U_c	275VAC
Maximum continuous voltage DC	U_c	350VDC
3dB frequency @ 50Ω		800Hz
Maximum discharge current (8/20 μs)	I_{max}	100kA
Nominal discharge current (8/20 μs)	I_n	40kA
Lightning impulse current (10/350 μs)	I_{imp}	12.5kA
Voltage protection level (3kA 8/20μs)	U_p	<700V














Electrical (L-PE) Specifications

Maximum discharge current (8/20 μs)	I_{max}	40kA
Nominal discharge current (8/20 μs)	I_n	40kA
Voltage protection level (1kV/μs)	U_p	<700V
Response time	t_A	<100ns
Voltage protection level (In)	U_p	<1000V

Indication Specifications

Display		LED power and thermal failure
Alarm		SPDT power and thermal failure
Alarm isolation		4kV

Mechanical Specifications

Minimum operating temperature		-40°C
Maximum operating temperature		70°C
Minimum operating humidity		5%
Maximum operating humidity		95%
Mounting method		TS35 DIN Rail
Environmental rating		IP20
Enclosure material		Aluminium
Enclosure finish		Black powdercoat
Terminal capacity - power		16mm ²
Terminal screw torque - power		2Nm
Terminal capacity - alarms		2.5mm ²
Terminal screw torque - alarms		0.5Nm
Length		95mm
Width		119mm
Height		69mm

Other Specifications

Product Code		IFD2-20-100-275
--------------	---	-----------------