

DRJ45-8CAT6

**Din Mountable CAT6 protector**

Novaris network protection products are designed for the protection of equipment connected to twisted pair network cabling systems. They are compliant with CAT5, CAT6 and CAT6A cabling standards.

10kA Front End Protection & Low Impedance Secondary Protection

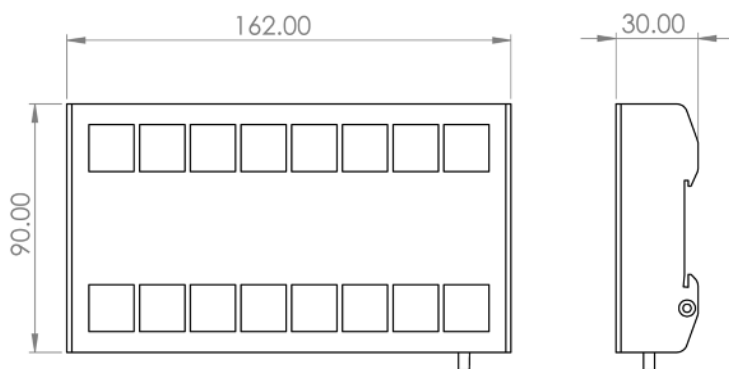
The RJ45-CAT6 protection products employ a 10kA Gas Discharge Tube per signal pair to dissipate the energy associated with large common mode surges. The silicon based secondary protection element used on each signal pair provides exceptional protection for your equipment whilst allowing network speeds up to Gigabit/1000BaseT.

PoE, PoE+, High Power PoE and beyond

The RJ45-CAT6 protection devices are compliant with PoE standards and can pass up to 1A of current per signal pair at up to 80VDC. This combination allows for Gigabit PoE systems with 4 pair power up to 160W.

UTP and STP cabling compatible

Novaris network protection products utilise shield pass through connectors and metal bodies to allow for uninterrupted shielded network spans. The RJ45-1CAT6-EC90 option is necessary for earth isolation at the remote end of a network. This prevents current loops from appearing on the network shield.

Dimensions**Standards****IEC 61643-21:2012**

SPD connected to telecommunications and signalling networks - Cat C2, D1

AS/NZS 1768:2007

Signalling/Telecommunications surge protection

UL 497B

Protectors for data communications and fire-alarm circuits

ITU-T K.44: 2012

Resistibility tests for telecommunication equipment exposed to overvoltages and overcurrents

AS/CA S008:2010

Requirements for Customer Cabling Products

AS/NZS 4117:1999






Surge Protective Devices for Telecommunications Applications

AS/CA S009:2013












Installation requirements for customer cabling (Wiring rules)

Product Datasheet

Electrical Specifications

Connection type		Series
Number of lines		4 pair & shield (per port)
Modes of protection		Transverse & Common
Maximum continuous voltage (DC)	U_c	6V
Maximum PoE voltage		80VDC
Maximum continuous voltage (AC)	U_c	4V
Maximum discharge current (8/20 μ s)	I_{max}	5kA
Maximum common mode discharge current (8/20 μ s)		10kA
Maximum discharge current (10/350 μ s)		1kA
Maximum common mode discharge current (10/350 μ s)	I_{imp}	2kA
Impulse durability C2 10x8/20 μ s		1.5kA
Impulse durability D1 2x10/350 μ s		0.5kA
Maximum load current	I_L	1A
AC durability 5x1s		1Arms
Overstressed fault mode		Mode 3
Response time	t_A	<5ns
Line resistance		0.1 Ω
Line inductance		0.2 μ H
Attenuation @220MHz		1.7dB
NEXT @250 MHz		35.8dB
Return Loss @ 250MHz		11.2dB

Mechanical Specifications

Minimum operating temperature		-40°C
Maximum operating temperature		85°C
Minimum operating humidity		5%
Maximum operating humidity		95%
Mounting method		TS35 DIN Rail
Environmental rating		IP20
Enclosure material		Aluminium
Enclosure finish		Black Powdercoat
Terminal type		RJ45 socket
Earthing		Direct
Length		30mm
Width		162mm
Height		90mm

Other Specifications

Product Code  DRJ45-8CAT6

Electrical (L-L) Specifications

Voltage protection level @ 1 kV/ μ s	U_p	20V
Voltage protection level @ 100 V/ s		9V
Capacitance	- +	8pF

Electrical (L-PE) Specifications

Voltage protection level @ 1 kV/ μ s	U_p	350V
L-PE Voltage protection level @ 1.5 kA 8/20 μ s		500V
Voltage protection level @ 100 V/ s		230V
Capacitance	- +	1.5pF

Shipping Specifications

Weight		200g
Customs tariff		85363000