

CF-FF-90-3

**RF Equipment Protection up to 3GHz**

Novaris coaxial surge protectors are designed to protect transceivers and antennas of common communication equipment from the effects of lightning and other electrical disturbances. They are available in a range of voltages to suit different power levels and in all common RF connector types. The products with the -E suffix come complete with a stud for grounding and mounting the unit. There are several optional mounting kits available.

Replaceable Protective Element

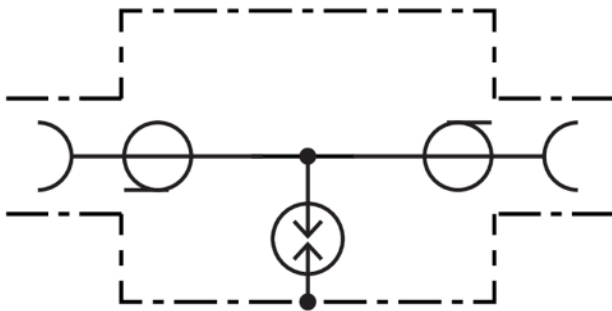
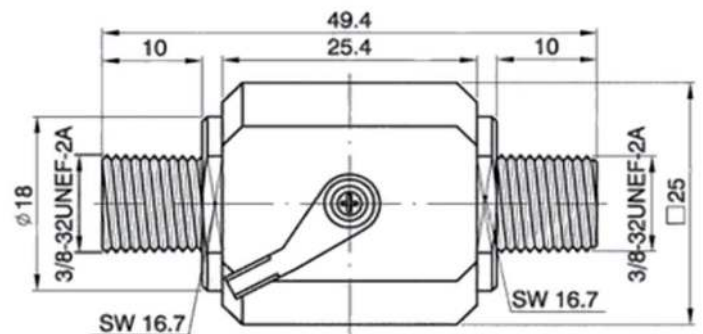
Novaris coaxial surge protectors incorporate user replaceable gas discharge tubes to ensure a long service life even in severe conditions.

Premium All-Metal Enclosure

CNC machined brass with high gloss nickel plating is utilized for the body of the product. This provides excellent durability and high frequency characteristics.

Pass-Through Design

The pass-through design allows frequencies from DC to 3GHz to be passed by the device, allowing power to be provided over the conductor in addition to the RF signals.


Wiring**Dimensions****Standards**

IEC 61643-21
AS1768
ITU-T K.44












SPD connected to telecommunications and signalling networks - Cat C2, D1
Signalling/Telecommunications surge protection
Resistibility tests for telecommunication equipment exposed to overvoltages and overcurrents

Specifications

Electrical Specifications

| | | |
|--|---|--------------|
| Connection type |  | Series |
| Modes of protection | | Signal-Earth |
| Sparkover voltage | | 90VDC |
| Maximum discharge current (8/20 μ s) | | 20kA |
| Maximum working frequency | | 3GHz |
| Voltage protection level @ 1kV/ μ s | | <650V |
| Power Rating | | 0-25W |
| Impulse durability C2 8/20 μ s 10x | | 5kA |
| Overstressed fault mode | | Mode 3 |
| Capacitance (line-shield @1MHz) | | <1pF |
| Characteristic impedance | | 75 Ω |
| VSWR | | <1.1:1 |
| Return loss | | >26dB |
| Insertion loss | | <0.2dB |



Mechanical Specifications

| | | |
|-------------------------------|---|---------------|
| Connection type | | F-Type |
| Connection orientation | | F/F |
| Minimum operating temperature |  | -40°C |
| Maximum operating temperature |  | 70°C |
| Minimum operating humidity |  | 5% |
| Maximum operating humidity |  | 95% |
| Mounting method |  | Bulkhead |
| Environmental rating |  | IP55 |
| Enclosure material |  | Brass |
| Enclosure finish |  | Nickel Plated |
| Length |  | 50mm |
| Width |  | 25mm |
| Height |  | 25mm |

Other Specifications

| | | |
|--------------|---|------------|
| Product Code |  | CF-FF-90-3 |
|--------------|---|------------|

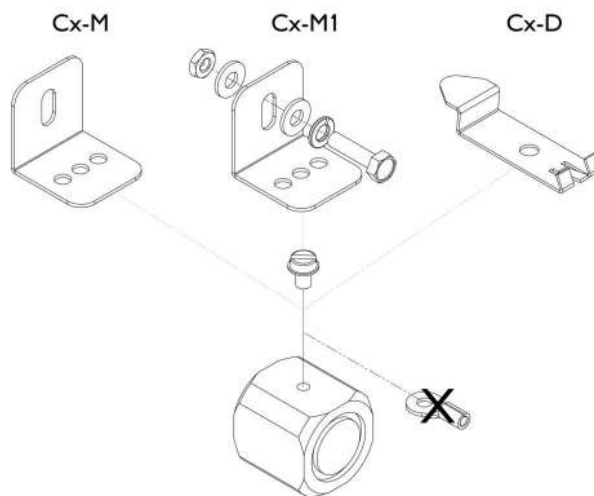
Shipping Specifications

| | | |
|----------------|---|--------------------|
| Weight |  | 75g |
| Customs tariff |  | 85363000, 85363010 |

Notes

The power levels listed relate to the power handling capability of the SPD itself. Note other factors such as antenna mismatch and connector type may also limit the maximum power handling capability of this product, consult your system designer

Optional Mounting Kits



Mounting kits sold separately