

CB-MF-230-3-E



RF Equipment Protection up to 3GHz

Novaris coaxial surge protectors are designed to protect transceivers and antennas of common communication equipment from the effects of lightning and other electrical disturbances. They are available in a range of voltages to suit different power levels and in all common RF connector types. The products with the -E suffix come complete with a stud for grounding and mounting the unit. There are several optional mounting kits available.

Replaceable Protective Element

Novaris coaxial surge protectors incorporate user replaceable gas discharge tubes to ensure a long service life even in severe conditions.

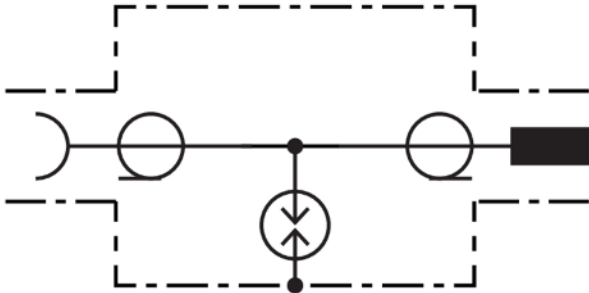
Premium All-Metal Enclosure

CNC machined brass with high gloss nickel plating is utilized for the body of the product. This provides excellent durability and high frequency characteristics.

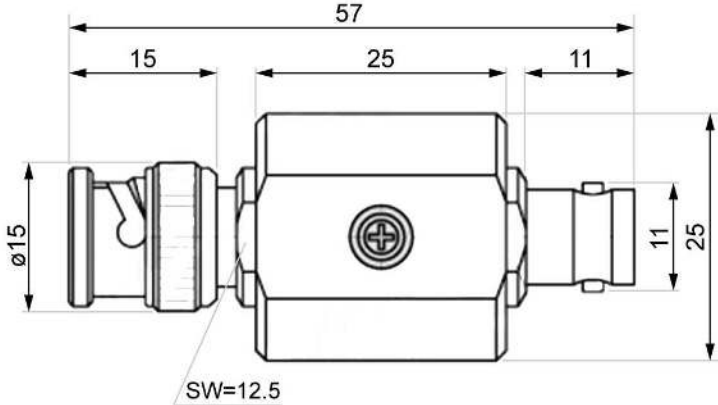
Pass-Through Design

The pass-through design allows frequencies from DC to 3GHz to be passed by the device, allowing power to be provided over the conductor in addition to the RF signals.

Wiring



Dimensions




Standards

<p>IEC 61643-21 AS1768 ITU-T K.44</p>	<p>SPD connected to telecommunications and signalling networks - Cat C2, D1 Signalling/Telecommunications surge protection Resistibility tests for telecommunication equipment exposed to overvoltages and overcurrents</p>
---	---














Specifications

Electrical Specifications

Connection type		Series
Modes of protection		Signal-Earth
Sparkover voltage		230VDC
Maximum discharge current (8/20 μs)		20kA
Maximum working frequency		3GHz
Voltage protection level @ 1kV/μs		<820V
Power Rating		25-125W
Impulse durability C2 8/20μs 10x		5kA
Overstressed fault mode		Mode 3
Capacitance (line-shield @1MHz)		<1pF
Characteristic impedance		50Ω
VSWR		<1.1:1
Return loss		>26dB
Insertion loss		<0.2dB

Mechanical Specifications

Connection type		BNC
Connection orientation		M/F
Minimum operating temperature		-40°C
Maximum operating temperature		70°C
Minimum operating humidity		5%
Maximum operating humidity		95%
Mounting method		Bulkhead
Environmental rating		IP55
Enclosure material		Brass
Enclosure finish		Nickel Plated
Earth stud		M4 x 10mm
Length		57mm
Width		25mm
Height		25mm

Other Specifications

Product Code		CB-MF-230-3-E
--------------	---	---------------

Shipping Specifications

Weight		75g
Customs tariff		85363000, 85363010

Notes

The power levels listed relate to the power handling capability of the SPD itself. Note other factors such as antenna mismatch and connector type may also limit the maximum power handling capability of this product, consult your system designer